

## Week 6

Dear parents/ carers

Welcome to this week's online learning for reception. We have put all the learning in one document. Let us know if this is easier for you to look at. All the learning is done day by day. You should be able to find a worksheet or idea for an activity in the resources online organised by each day.

We have laid out the activities in a table so that you can have an idea of the sort of routine you might want to work out. Spread the activities out, repeat them as you see fit.

Children in Reception learn best through **PLAY**. It is important that while learning at home they are still provided with opportunities to play and learn through activities they enjoy. Reading and writing is important and there are lots of ideas and activities for the children to practise these skills but keep these sessions short and fun. Where possible link the writing to their interests, e.g. if they like cars they can draw and describe the car and think about where it will go.

Looking forward to seeing you again soon

**Charlie and the reception team**

Day	W/b 11.05.2020	Play activities	Phonics (30 mins) Please use RWI website for lessons at times below	High frequency words (5-10 mins)		Maths activities (15 mins)	Book activities (15 mins) <i>The Gruffalo</i>
3	Wednesday 13 May	Floating and sinking	9.30am - Set 1: <b>th</b> 10.00am - Set 2: <b>igh – fly high</b>	my	came		Talk about it
	Weekly Learning Challenge:						

# Journeys Play activity - Wednesday 13th May 2020

This week we will be exploring journeys across the ocean. Pirates sail across different oceans on their pirate ship, collecting treasure along the way. What do you know about pirates? You could listen to one of these stories to find out more.

'Pirates love underpants' [https://www.youtube.com/watch?v=Vd8\\_Y1bEzA8](https://www.youtube.com/watch?v=Vd8_Y1bEzA8) .

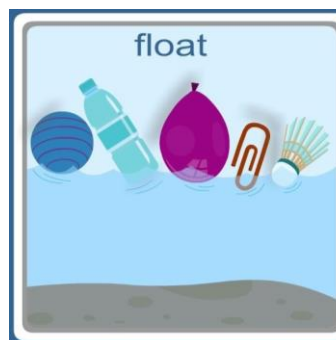
'Captain Firebeard;s School for Pirates' <https://www.teachwire.net/news/6-perfect-pirate-books-for-early-years>

## Floating and sinking

Last week Joanne set a floating and sinking challenge. Let's try it again!

Pirates need to know what items float and what items sink if they are at sea all day.

Fill your sink, a bowl or the bath with water. Take some different items from around your home. Which ones will float and which ones will sink?



Floats at the top



Sinks to the bottom

Which items would you take with you on your pirate ship?

# Phonics

There are daily lessons for phonics on Ruth Miskin Training on YouTube.

**Set 1 sounds - 9.30am**

**Set 2 sounds - 10.00am**

Each film is available on YouTube for 24 hours.


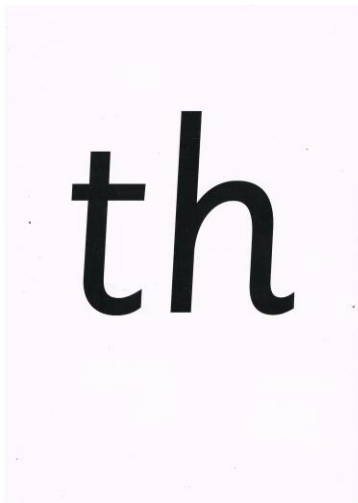
You can see the schedule for the weeks ahead if you click on the link below -

[https://www.ruthmiskin.com/media/filer\\_public/1b/7d/1b7df13e-4381-4bb5-866b-ac0549394947/ss\\_after\\_easter1.pdf](https://www.ruthmiskin.com/media/filer_public/1b/7d/1b7df13e-4381-4bb5-866b-ac0549394947/ss_after_easter1.pdf)

Today's sounds are:

Set 1	Set 2
th	igh – fly high

If you don't have access to YouTube find objects in your house that begin with the sound or have the sound in them.



thhhhhhhhhh

The princess in the tower is rescued by the horse. She says:

thhhhhankyou

th – i – n            thin

th – i – s            this

th – i – ck            thick



igh – fly high

h – igh            high

l - igh – t            light

n – igh – t            night

s – igh – t            sight

## High Frequency Words – Day 3

Children who know all Reception words should read **Year 1** words!  
Learn one of these words each day! No longer than **10/15 minutes!**

**Make it fun!**

<b>Reception</b> High Frequency Words	<b>Year 1</b> High Frequency Words
you	had
am	ran
my	came

Write them onto paper and cut them up. **Hide them around your home.**  
Ask your child to find certain words and bring them back to you.

**Play HFW Bingo!** Write down some of the words onto a bingo grid and then read out the words. Can they find them?

<b>I</b>	<b>up</b>
<b>we</b>	<b>the</b>
<b>it</b>	<b>go</b>

Get your child to be the bingo caller and read out the words!

**Look for and match HFWs in books!**

## Maths Challenge Cards

The maths challenge cards are short activity ideas that can fit into your day and will help your child see maths as fun.

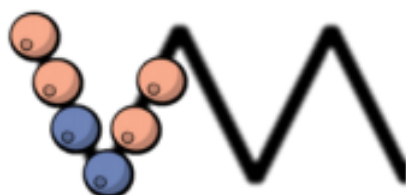
You can repeat each activity as many times as your child wants to. Feel free to change the ideas to suit your child's interests, what you have in your house and their current level of development. If your child wants to represent their thinking on paper let them do so in their own way. For example they might not want to write numbers, but they might want to draw to communicate their mathematical thinking.

*This week we are going to carry on making more patterns.  
What can you find around your house to make a pattern with?*


*Your challenge is to describe the pattern to your mum and dad or your siblings.  
You can play a game and take turns to make different patterns and describe them to each other.*

<https://www.youtube.com/watch?v=pO9b7BTOIOU>

### **Challenge: Can you make a pattern that is not in a straight line?**



Grape grape – blueberry blueberry – grape grape ***What will come next?***



Ask the grown up to draw a line for you on a sheet of paper.

Then make your own pattern.

You might need to say the pattern aloud to remember what comes next....

***(small square, small square, small square – BIG SQUARE, small square small square, small square – BIG SQUARE)***

**Remember: you can make patterns with anything not just shapes!**

[http://resources.hwb.wales.gov.uk/VTC/building\\_game/eng/Introduction/MainSession.htm](http://resources.hwb.wales.gov.uk/VTC/building_game/eng/Introduction/MainSession.htm)

# Book Activities – Talk about it!

This week our book of the week is *On the Way Home* by Jill Murphy.

It's all about a girl who has an accident and meets people along her journey home and tells them how it has happened.



What do you think will happen in this book?

Today let's look at the words in the book.

Can you find the names of all the characters in the book?

Draw a small picture of your favourite characters and write their name.

Read through the story or listen to the video on YouTube.

<https://www.bing.com/videos/search?q=on+the+way+home+jill+murphy+youtube&docid=608043231388174962&mid=AF3495FD826D74B5013CAF3495FD826D74B5013C&view=detail&FORM=VIRE>

Or watch **Charlie** telling the story on the website!

Character	Name